

Yellow Duck group at Forest School

July 7th 2015



Come and
share our
adventure!

One last time...

The giant was out so we could all pose for one last photo.




Then, down the path we go.



Where is Yellow Duck?

Lots of Yellow Ducks had chosen to hide in the forest today. They could not hide from us for very long!



On a twig


Hooray!
We found them.



In a tangle




In a bush



How many Yellow Ducks can you find on this page?



Dip, dip, dipety dip,
breathe, then BLOW!




The bubbles helped us to decide which way the wind was blowing.



Where is Teddy?

Come and take a seat

Our grown-ups came and they were just as excited as we were. Some of the logs were a bit bumpy but everyone made themselves comfy!



Preparing the fire

The fire circle was laid out differently today. There was a blue rope which meant: stop and think. Julia asked us to help her squash up some paper to put on the fire. We were allowed to walk into the fire circle to help with this.



Now ,we must keep away from the fire circle unless we are asked to enter.



Small bits of twigs that go on the fire are called kindling.



How can we light it?

The twigs were arranged carefully just like Eeyore's house in Winnie the Pooh because this makes the fire go better. Callie thought that they look like a cone. Everything was ready, **but**... Oh no! Julia had forgotten the matches. The children offered some good ideas.

Blow dragons, BLOW!



Luckily for Julia, two baby dragons had been sleeping in her pocket. They were learning how to breathe fire. They helped the fire steel to light the fire.



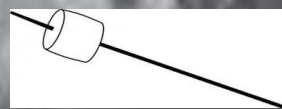


Cooking

There appeared to be many badgers in the woods today, because while we waited for our toasting sticks to be cleaned or our marshmallows to cool we had to count them *(We were just pretending!)*



Putting the stick into the fire before toasting a marshmallow helps to clean it. When it comes out of the fire you need to count another 10 badgers.



Cooking

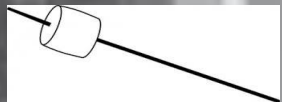
Our grown-ups helped us to cook our marshmallow over the fire. We had to watch carefully.



Some of us had to have another try because our marshmallow turned black.



Our grown-ups tried to stop the smoke from going in our eyes.



Now count to 15



Enjoy, but...

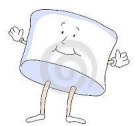


We had to be patient whilst it cooled.

...remember the wet wipes!



Yummy, Yummy!




Popcorn...

We also cooked some popcorn on the fire. Julia used two sieves because that stops the popcorn from popping out.




The popcorn took a little while to cook but it was worth the wait!



Pop, pop, pop, POP!

Goodbye Forest School!

Forest School, Forest School, let us out please!



Thank you to everyone who has helped to make Yellow Duck Forest School such a wonderful experience.